



## Philatelic Review Bulletin

**Penrith & District Philatelic Society**

P.O. Box 393

Kingswood NSW 2747

This bulletin is protected by copyright. Apart from any fair dealing for the purpose of private study, research or review, as permitted under the Copyright Act, no part may be reproduced by any process without written permission. Inquiries concerning publication, translation or recording rights should be address to the Penrith & District Philatelic Society

Produced in Australia by

Penrith & District Philatelic Society  
P.O. Box 393  
Kingswood NSW 2747

Edited  
Uwe Krüger  
President  
[kruger.uwe@gmail.com](mailto:kruger.uwe@gmail.com)

## Dear members and collectors,

The contents of this bulletin aims at informing members of pending auctions, stamps issues and other calendar items relevant to our hobby.

As things go, there will be room for errors but I hope I can keep those to a minimum.

The editor

### Contents

<b>Meetings</b> .....	<b>3</b>
<b>References</b> .....	<b>3</b>
Stamp Shows .....	3
<b>Events</b> .....	<b>4</b>
<b>Auctions</b> .....	<b>5</b>
<b>Useful Links</b> .....	<b>5</b>
<b>Stamp Issues</b> .....	<b>5</b>
Australia Post .....	5
Great Britain .....	5
<b>Invitation</b> .....	<b>5</b>
<b>Looking back and ahead</b> .....	<b>6</b>
<b>Perfins: New South Wales Stamps</b> .....	<b>6</b>
Punctures Types .....	6
Watermark .....	7
Perforations .....	7
<b>Puncture: Type 7</b> .....	<b>8</b>
<b>Overprint 'OS';</b> .....	<b>10</b>
<b>Type 1</b> .....	<b>10</b>
<b>Overprint Type OS2</b> .....	<b>17</b>
<b>Overprint Type OS3</b> .....	<b>18</b>
<b>Postage Due Stamps</b> .....	<b>18</b>

## Meetings

Start: 8:00 pm; first Thursday in the month (except January)

CWA Rooms, Baby Health Centre, Tindale Street,  
Penrith

Date	Activity
5 November 2009	Exhibition; Trading Club Pack Auction
3 December 2009	Christmas Party; Spouses are welcome
January 2010	<b>No meeting</b>
4 February 2010	Exhibition; Trading
4 March 2010	Exhibition; Trading PHILAS Display
1 April 2010	Exhibition; Trading
6 May 2010	Exhibition; Trading
3 June 2010	Exhibition; Trading

8 July 2010	Exhibition; Trading Club Pack Auction
5 August 2010	Exhibition; Trading

**Blue Mountains Stamp Club:** 4<sup>th</sup> Friday (ex Dec)  
8:00pm Katoomba Public School; PO Box 76,  
Blackheath

**Parramatta PS:** 1<sup>st</sup> Friday

## References

- Australia Post

## Stamp Shows

For more stamp shows refer to Richmond:  
*The Stamp World of NSW & ACT 2009*

## Events

Where	When	Contact
<b>Katoomba:</b> Katoomba Masonic Centre Civic Centre, Station Street	1 <sup>st</sup> Saturday 10:00am – 4:00pm	Tel: (02) 9418 9044
<b>Brookvale:</b> Manly-Warringah Leagues Club Unlicensed Premises (first floor Car park Building), corner Federal Parade / Pittwater Road	1 <sup>st</sup> Saturday (except January) 10:00am – 4:00pm	Tel: (02) 9977 4076
<b>Orange:</b> Quinn's Arcade, Summer Street	1 <sup>st</sup> Saturday (except January) 9:00am – 4:00pm	Orange Coin & Stamp Club, P.O Box 324, Orange, 2800 Tel: Norm Binns (02) 6362 3754
<b>Tuncurry:</b> Tuncurry-Forster TAFE College, Taree Street	1 <sup>st</sup> Saturday (February to November) 9:00am – 12:00noon	Great Lakes Stamp Club, P.O Box 717, Forster, 2428
<b>Caringbah:</b> Stamp and Coin Collectors Fair, East Coast City Church, 375 Kingsway (Entrance fee: Gold Coin - all funds donated to the church)	1 <sup>st</sup> Saturday	Convener – Dave Ellis Tel: (02) 9528 9011
<b>Parramatta:</b> AAA Stamp & Coin Shows	28 March 2009 20 June 2009	Steve 0432 540 760
<b>Bankstown:</b> Masonic Hall, corner of Restwell Street and Greenfields Street	1 <sup>st</sup> Sunday 9:00am – 3:00pm	Grahame Fudge: Tel: (02) 4455 4011
<b>Corrimal:</b> Masonic Hall, 69 Railway Street	1 <sup>st</sup> Sunday 10:00am – 4:00pm	
<b>Brookvale:</b> Federal Parade Hall	3 <sup>rd</sup> Saturday (March, June, August & November only) 10:00am - 4:00pm	Manly-Warringah Leagues Club Stamp Club, 563 Pittwater Rd, Brookvale, 2100
<b>Wallsend:</b> Pioneer's Hall, Cowper Street	3 <sup>rd</sup> Sunday 10:00am – 4:00pm	Tel: (02) 4946 9121
<b>Epping:</b> Epping School of Dance Hall, 9 Oxford Street	4 <sup>th</sup> Sunday 10:00am – 4:00pm	
<b>Croydon:</b> Imar Community Hall, 2A Fitzroy Street	Last Sunday February, May, August & November only; 9:30am – 3:00pm	NSW Postcard Collectors Society, P.O Box 426, Newport, 2106

## Auctions

### ALLIANCE AUCTIONS (UK)

[office@allianceauctions.com](mailto:office@allianceauctions.com)

Tel +44 1279 758854 Fax + 44 1279 758859

### CAVENDISH AUCTIONS (UK)

[stamps@cavendishphilauc.demon.co.uk](mailto:stamps@cavendishphilauc.demon.co.uk)

### CHARLES LESKI AUCTIONS

[www.leski.com.au](http://www.leski.com.au)

### CRAIG CHAPPELL

[craigchappell@bigpond.com.au](mailto:craigchappell@bigpond.com.au)

### EDLINS of CANBERRA

[www.edlins.com.au](http://www.edlins.com.au)

### MILLENNIUM PHILATELIC AUCTIONS

[www.millenniumauctions.com](http://www.millenniumauctions.com)

### MOWBRAYS AUSTRALIA

#### Melbourne

[sgamelb@ozemail.com.au](mailto:sgamelb@ozemail.com.au)

#### Sydney

[sgasydney@bigpond.com](mailto:sgasydney@bigpond.com)

### J.R. MOWBRAY PHILATELIST (NZ)

### JOHN MOWBRAY INTERNATIONAL

[www.mowbrays.co.nz](http://www.mowbrays.co.nz)

### PREMIER POSTAL AUCTIONS

[www.premierpostal.com](http://www.premierpostal.com)

[david@premierpostal.com](mailto:david@premierpostal.com)

### PRESTIGE PHILATELY

[www.prestigephilately.com](http://www.prestigephilately.com)

19th January 2008 1pm #133

### STANLEY GIBBONS MELBOURNE

[sgamelb@ozemail.com.au](mailto:sgamelb@ozemail.com.au)

### STANLEY GIBBONS SYDNEY

[sgasydney@bigpond.com](mailto:sgasydney@bigpond.com)

### STATUS INTERNATIONAL

[auction@statusint.com](mailto:auction@statusint.com)

### 21st CENTURY AUCTIONS

[www.21stcenturyauctions.com.au](http://www.21stcenturyauctions.com.au)

[info@21centuryauctions.com.au](mailto:info@21centuryauctions.com.au)

## Useful Links

Name	WEBSITE
A-One Stamps	<a href="http://www.aonestamps.com">www.aonestamps.com</a>
APRL	<a href="http://www.stamps.org">www.stamps.org</a>
APS	<a href="http://www.west.net">www.west.net</a>
Australian Philatelic Federation	<a href="http://www.apf.org.au">www.apf.org.au</a>
Bilby Stamps & Covers	<a href="http://www.bilbystamps.com.au">www.bilbystamps.com.au</a>
British Library	<a href="http://www.portico.bi.uk">www.portico.bi.uk</a> Collection

Name	WEBSITE
Philatelic	
Burpengary Stamps	<a href="http://www.burstamp.com">www.burstamp.com</a>
CDDSTAMPS	<a href="http://www.cdddstamps.vom">www.cdddstamps.vom</a>
Collections Plus	<a href="http://www.centurnova.com.au">www.centurnova.com.au</a>
County Philatelic	<a href="http://www.stampauctions.co.uk">www.stampauctions.co.uk</a>
FIP	<a href="http://www.f-i-p.ch">www.f-i-p.ch</a>
French postal history	<a href="http://www.esil.univnirs.fr/Eleves/P98/incio/index.html">www.esil.univnirs.fr/Eleves/P98/incio/index.html</a>
Ideal Solutions	<a href="http://www.philately.com">www.philately.com</a>
James Bendon	<a href="http://www.jamesbendon.com">www.jamesbendon.com</a>
Kennedy Stamps P/L	<a href="http://www.kennedystamps.com.au">www.kennedystamps.com.au</a>
Kevin Morgan Stamps and Coins	<a href="http://www.kevinmorgan.com.au">www.kevinmorgan.com.au</a>
Leonard Hartman USA	<a href="http://www.pbbooks.com/index.html">www.pbbooks.com/index.html</a>
Malta Philatelic Society	<a href="http://www.maltaphilately.org/">http://www.maltaphilately.org/</a>
Michael Eastick & Associates PTY LTD	<a href="http://www.michaelestick.com">www.michaelestick.com</a>
NRG Philatelics	<a href="http://www.nrgphilatelics.com">www.nrgphilatelics.com</a>
Pacific Stamps	<a href="http://www.pacificstamps.com">www.pacificstamps.com</a> .au
Phil Bansner	<a href="http://www.philbansner.com">www.philbansner.com</a>
Phillips	<a href="http://www.phillips-auctions.com">www.phillips-auctions.com</a>
Provincial Philatelics	<a href="http://www.proyphil.demon.co.uk">www.proyphil.demon.co.uk</a>
Renniks Publications	<a href="http://www.renniks.com">www.renniks.com</a>
Royal Mail	<a href="http://www.royalmail.co.uk">www.royalmail.co.uk</a>
Sotheby	<a href="http://www.sothebys.com">www.sothebys.com</a>
Stamp Shows	<a href="http://www.stampshows.com/#international">www.stampshows.com/#international</a>
Stamp World	<a href="http://www.stampworld.com/index.html">www.stampworld.com/index.html</a>
STAMPS4COLLECTORS	<a href="http://www.stamps4collectors.net">www.stamps4collectors.net</a>
Stanley Gibbons	<a href="http://www.stangib.com">www.stangib.com</a>
Stanley Gibbons Australia	<a href="http://www.stanleygibbons.com">www.stanleygibbons.com</a>
Status International	<a href="http://www.statusint.com">www.statusint.com</a>
Sydney Stamp Centre (WCS)	<a href="http://www.sydneystampcentre.com.au">www.sydneystampcentre.com.au</a>
Webzine, NetStamp	<a href="http://www.netstamps.com">www.netstamps.com</a>
Yvert & Tellier	<a href="http://www.yvert-et-tellier.fr/">www.yvert-et-tellier.fr/</a>

## Stamp Issues

### Australia Post

[www.auspost.com.au/philatelic/stamps/intro.asp](http://www.auspost.com.au/philatelic/stamps/intro.asp)

### 2009 STAMP PROGRAMME

6 October 2009 Let's get active

13 October Everyday People

1 September Migrating Waterbirds

1 October Heritage Post Offices

### Great Britain

<http://www.royalmail.com/portal/rm>

## Invitation

Dear guests and readers of this bulletin,

You are invited to join our club as stamp collecting has provided many of us with deep insights into past and present cultures of countries we may or may never visit. As a guest you can find the behaviour of exited members a bit overwhelming. Do not be afraid to ask questions. If you do, please do not be overwhelmed with the answer as you usually get more than you asked for. Some of us have been collecting stamps for such a long time that we have forgotten what it feels like to be a beginner.

Join in and enjoy a pastime that need not be expensive. If you have inherited a stamp collection we will provide you with information (free of charge) about the value of that collection. Again, you may get comments you do not like (there is rust in the collection; not worth much but interesting enough to expand; etc). We are human and we have our little errors. However, if you do not like the information received, by all means, get a second opinion.

### Looking back and ahead

This month I continue the series of Australian State perfins, I have started a couple of months ago. This will be the last listing of the NSW stamps. Next year I will provide information on the perfins for the other states. I hope to have made enough progress on the listing of the English issues I promised early in 2009.

Thanks go to Hans for providing me with OS perforated stamps. I will incorporate the images into the listings.

Please remember that this is the second last meeting this year. For the next meeting I have the pleasure to invite all partners – wives and friends of all our members to participate in our annual Christmas meeting.







Australia Post has issued its final stamps for 2009. For those with deep pockets: the annual collection is also at the Post Office Shops at a smidgen under \$100 each.



Uwe Krüger  
President







## Perfins: New South Wales Stamps

Several different punctures types can be found on stamps issued in New South Wales.

### Punctures Types











Puncture	Type	Comments
OS	1	 10 holes in 'S'
OS	2	 8 holes in 'S'
OS/NSW	3	 10 holes in 'S'
OS/NSW	4	 8 holes in 'S'
GSB	5	 Government Savings
GSB/NSW	5a	 Government Savings

GR	6	 Government Railways
PW	7	 Public Works
G/NSW	8	Government

 No 18	 No 19
 No 20	 No 21
 No 22	 No 42

To matters more interesting, each puncture type can be found on stamps with different watermarks.

**Watermark**

 No 1	 No 2
 No 3	 No 4
 No 5	 No 13
 No 14	 No 15
 No 16	 No 17

**Perforations**


Whatever the reasons were, most stamps issued in those early years in the live of stamps were perforated in various combinations such as:

- 13 x 13
- 13 x 10
- 12 x 12
- 12 x 11
- 12 x 10
- 11 x 12
- 11 x 11




..... and so on.


# Puncture: Type 7

NOTE: Private Perfin for 'PERMEWAN & WRIGHT with full-stop after 'P.'





**Puncture: Type 7**

No	Details	Wmk	Perforation
1 a	 3d yellow green Mint: Used:		13 x 13
1 b	3d yellow green Mint: Used:		12 x 12
1 c	3d Light yellow green Mint: Used:		12 x 12
1 d	3d Light yellow green Mint: Used: x		12x 11
1 e	3d Light yellow green Mint: Used:		12 x 10
1 f	3d Light yellow green Mint:		10 x 11







**Puncture: Type 7**


No	Details	Wmk	Perforation
Used:			
1 g	3d Light yellow green Mint: Used:		10 x 12
1 h	3d Light yellow green Mint: Used:		10 x 10
1 i	3d Light yellow green Mint: Used:		11 x 10
1 j	3d Light yellow green Mint: Used:		11 x 12
1 k	3d Light yellow green Mint: Used:		11 x 11
1 l	3d Dull green Mint: Used:		13 x 13
1 m	3d Dull green Mint: Used:		13 x 10





**Puncture: Type 7**


No	Details	Wmk	Perforation
1 n	3d Dull green Mint: Used:		10 x 13
2a	 5d Green Mint: Used:		12 x 12
2b	5d Green Mint: Used:		10 x 12
2c	5d Green Mint: Used:		10 x 10
2d	5d Green Mint: Used:		12 x 12
2e	5d Green Mint: Used:		13 x 13
2f	5d Green Mint: Used:		12 x 12
2g	5d Green Mint: Used:		12 x 11
2h	5d Green		12 x10














**Puncture: Type 7**

No	Details	Wmk	Perforation
	Mint: Used:		
2i	5d Green Mint: Used:		11 x 11
2j	5d Green Mint: Used:		11 x 12
2k	5d Green Mint: Used:		11 x 10
2l	5d Green Mint: Used:		10 x 11
3a	 4d Brown Mint: Used:		12 x 12
3b	4d Brown Mint: Used:		12 x 11.5
3c	4d Brown Mint: Used:		11 x 12
3d	4d Brown Mint: Used:		11 x 11





















**Puncture: Type 7**


No	Details	Wmk	Perforation
3e	4d Brown Mint: Used:		12 x 11
3f	4d Brown Mint: Used:		12 x 12
4a	 ½ d Grey Mint: Used:		12 x 12
4b	½ d Grey Mint: Used:		11 x 12
4c	½ d Grey Mint: Used:		10 x 10
5a	 1d Red; die 1 Mint: Used:		
5b	1d Red; die 1 Mint: Used:		11 x 12
5c	1d Red; die 2 Mint:		12 x 12









**Puncture: Type 7**




No	Details	Wmk	Perforation	
	Used:			
5d	1d Red; die 2 Mint: Used:		11 x 12	
5e	1d Red; die 2 Mint: Used:			12 x 12
5f	1d Red; die 2 Mint: Used:			12 x 11
5g	1d Red; die 2 Mint: Used:			
6a	 2d Blue Mint: Used:			12 x 12
6b	2d Blue Mint: Used:			11 x 12
6c	2d Blue Mint: Used:			
6d	2d Blue Mint: Used:			12 x 11



 <b>Puncture: Type 7</b>			
No	Details	Wmk	Perforation
6e	2d Blue Mint: Used:		12 x 12
7a	 2 ½ d Blue Mint: Used:		12 x 12
7b	2 ½ d Blue Mint: Used:		12 x 11
7c	2 ½ d Blue Mint: Used:		12 x 12
7d	2 ½ d Blue Mint: Used:		12 x 12
8a	 9d Brown & blue Mint: Used:		12 ½ x 12 ½
17 b	9d Brown & blue Mint: Used:		11 x 11
17 c	9d Brown &		12 x 12 ½







 <b>Puncture: Type 7</b>			
No	Details	Wmk	Perforation
	blue Mint: Used:		
17 d	9d Brown & blue Mint: Used:		11 x 11





**Overprint 'OS';  
Type 1**

 <b>OS1: 1879</b>			
No	Details	Wmk	Perforation
O1	 3d Dull green (1879) Mint: Used:	Double lined '6'	13 x 13
O2	 1d salmon (5.1881) Mint: Used:		10 x 10
O3	1d salmon (1881) Mint: Used:		13 x 10
O4	 1d salmon (1881) Mint: Used:		10 x 10

 <b>OS1: 1879</b>			
No	Details	Wmk	Perforation
	2d blue (7.1881) Mint: Used:		
O5	2d blue (1881) Mint: Used:		13 x 10
O6	2d blue (1881) Mint: Used:		10 x 13
O7	2d blue (11.1884) Mint: Used:		11 x 12
O8	 3d dull green; row; (12.1879) Mint: Used:		13 x 13
O9	3d Dull green (3.1880) Mint: Used:		13 x 13
O1 0	3d Dull green (1881) Mint: Used:		10 x 10
O1 1	3d Yellow green (10.1881) Mint:		10 x 10

O S OS1: 1879			
No	Details	Wmk	Perforation
	Used:		
O1 2	3d Yellow green (1881) Mint: Used:		13 x 10
O1 3	3d Yellow green (4.1885) Mint: Used:		12 x 12
O1 4	3d Yellow green (4.1885) Mint: Used:		12 x 10
O1 5	 4d red brown Mint: Used:		13 x 13
O1 6	4d red brown (1881) Mint: Used:		10 x 10
O1 7	4d red brown (1881) Mint: Used:		13 x 10
O1 8	4d red brown (1881) Mint: Used:		10 x 13



O S OS1: 1879			
No	Details	Wmk	Perforation
O1 9	 5d green (1881) Mint: Used:		10 x 10
O2 0	 6d Pale lilac Mint: Used:		13 x 13
O2 1	6d Pale lilac (1881) Mint: Used:		10 x 10
O2 2	6d Pale lilac (1881) Mint: Used:		13 x 10
O2 3	 8d Yellow; R. (12.1879) Mint: Used:		13 x 13
O2 4	8d Yellow (1880) Mint: Used:		13x13
O2 5	8d Yellow (1881) Mint:		10 x 10

O S OS1: 1879			
No	Details	Wmk	Perforation
	Used:		
O2 6	 9d on 10d Brown 30.5.1880 ) Mint: Used:		13 x 13
O2 7	 1/- Black; R. Mint: Used:		13 x 13
O2 8	1/- Black (1881) Mint: Used:		10 x 10
O2 9	1/- Black (1881) Mint: Used:		13 x 10
O3 0	1/- Black (1881) Mint: Used:		10 x 13



O S OS1: 1880-88			
No	Details	Wmk	Perforation
O3 1	 5/- Deep		13 x 13

<b>O S</b> <b>OS1: 1880-88</b>			
No	Details	Wmk	Perforation
	purple (15.2.1880) Mint: Used:		
O3 2	5/- Royal purple (15.2.1880) Mint: Used:		13 x 13
O3 3	5/- Deep rose-purple (15.2.1880) Mint: Used:		13 x 13
O3 4	5/- Deep purple (9.1882) Mint: Used:		10 x 10
O3 5	5/- Deep rose- lilac (15.2.1880) Mint: Used:		10 x 10
O3 6	5/- purple (10.1886) Mint: Used:		10 x 12
O3 7	5/- Reddish purple (1886) Mint:		12 x 10

<b>O S</b> <b>OS1: 1880-88</b>			
No	Details	Wmk	Perforation
	Used:		
O3 8	5/- purple Mint: Used:		12 x 12
O3 9	5/- rose- lilac (1888) Mint: Used:		11 x 11



<b>O S</b> <b>OS1: 1880</b>			
No	Details	Wmk	Perforation
O4 0	 10d Lilac (31.5.1880) Mint: Used:		13 x 13
O4 1	10d Lilac Mint: Used:		10 x 11



<b>O S</b> <b>OS1: 1882-85</b>			
No	Details	Wmk	Perforation
O4 2	 1d Salmon Mint: Used:		10 x 10
O4 3	1d Salmon		13 x 10



<b>O S</b> <b>OS1: 1882-85</b>			
No	Details	Wmk	Perforation
	Mint: Used:		
O4 4	1d Orange to scarlet Mint: Used:		10 x 10
O4 5	1d Orange to scarlet Mint: Used:		13 x 10
O4 6	1d Orange to scarlet Mint: Used:		10 x 13
O4 7	1d Orange to scarlet (1.1884) Mint: Used:		11 x 12
O4 8	1d Orange to scarlet; double overprint Mint: Used:		11 x 12
O4 9	1d Orange to scarlet (12.1885) Mint: Used:		12 x 11
O5 0	 3d Yellow green (7		10 x 10



<b>O S</b> <b>OS1: 1882-85</b>			
No	Details	Wmk	Perforation
	mm) Mint: Used:		
O5 1	3d Yellow green (7 mm) (4.1885) Mint: Used:		12 x 12
O5 2	3d Yellow green (7 mm) (4.1885) Mint: Used:		12 x 10
O5 3	3d bluish green (7 mm) Mint: Used:		10 x 10
O5 4	3d bluish green (7 mm) (4.1885) Mint: Used:		12 x 12
O5 5	3d bluish green (7 mm) (4.1885) Mint: Used:		12 x 10
O5 6	3d bluish green (7 mm) (12.1885) Mint:		10 x 12



<b>O S</b> <b>OS1: 1882-85</b>			
No	Details	Wmk	Perforation
	Used:		
O5 7	3d Yellow green (5.5 mm) Mint: Used:		10 x 10
O5 8	3d Yellow green (5.5 mm) (4.1885) Mint: Used:		12 x 10
O5 9	3d Yellow green (5.5 mm) (4.1885) Mint: Used:		10 x 12
O6 0	3d Yellow green (5.5 mm) (12.1885) Mint: Used:		10 x 11
O6 1	3d Yellow green (5.5 mm) (12.1885) Mint: Used:		11 x 10
O6 2	3d Bluish green (5.5 mm) Mint: Used:		10 x 10
O6 3	3d		12 x 10


<b>O S</b> <b>OS1: 1882-85</b>			
No	Details	Wmk	Perforation
	Bluish green (5.5 mm) (4.1885) Mint: Used:		
O6 4	3d Bluish green (5.5 mm) (4.1885) Mint: Used:		10 x 12
O6 5	3d Bluish green (5.5 mm) (12.1885) Mint: Used:		10 x 11
O6 6	3d Bluish green (5.5 mm) (12.1885) Mint: Used:		11 x 10
O6 7	 4d Red brown Mint: Used:		10 x 10
O6 8	4d Red brown (1.1884) Mint: Used:		11 x 12
O6 9	4d Red		10 x 12

<b>O S</b> <b>OS1: 1882-85</b>			
No	Details	Wmk	Perforation
	brown (4.1885) Mint: Used:		
O7 0	4d dark brown Mint: Used:		10 x 10
O7 1	4d dark brown (1.1884) Mint: Used:		11 x 12
O7 2	4d dark brown (4.1885) Mint: Used:		12 x 12
O7 3	4d dark brown (4.1885) Mint: Used:		10 x 12
O7 4	 5d Dull green Mint: Used:		10 x 10
O7 5	5d Dull green (4.1885) Mint: Used:		12 x 10
O7 6	5d		10 x 10



<b>O S</b> <b>OS1: 1882-85</b>			
No	Details	Wmk	Perforation
	blue green Mint: Used:		
O7 7	5d blue green (4.1885) Mint: Used:		12 x 12
O7 8	5d blue green Mint: Used:		10 x 11
O7 9	 6d Pale lilac Mint: Used:		10 x 10
O8 0	6d Pale lilac (12.1885) Mint: Used:		11 x 11
O8 1	6d Mauve Mint: Used:		10 x 10
O8 2	6d Mauve (4.1885) Mint: Used:		12 x 12
O8 3	6d Mauve (4.1885) Mint: Used:		12 x 10
O8			10 x

<b>O S</b> <b>OS1: 1882-85</b>			
No	Details	Wmk	Perforation
4	6d Mauve (12.1885) Mint: Used:		12
O8 5	6d Mauve (12.1885) Mint: Used:		11 x 10
O8 6	6d Mauve (12.1885) Mint: Used:		12 x 11
O8 7	 8d Yellow Mint: Used:		10 x 10
O8 8	8d Yellow (4.1885) Mint: Used:		12 x 12
O8 9	8d Yellow (4.1885) Mint: Used:		12 x 10
O9 0	8d Yellow (4.1885) Mint: Used:		10 x 12
O9 1	8d Yellow (12.1885) Mint: Used:		11 x 11






<b>O S</b>			
<b>OS1: 1882-85</b>			
No	Details	Wmk	Perforation
O9 2	8d Yellow (12.1885) Double overprint Mint: Used:		11 x 11
O9 3	8d Yellow (12.1885) Triple overprint Mint: Used:		11 x 11
O9 4	 1/- Black; R. Mint: Used:		10 x 10
O9 5	1/- Black Mint: Used:		10 x 13
O9 6	1/- Black; (1.1884) Mint: Used:		11 x 12
O9 7	1/- Black; (1.1884) Double overprint Mint: Used:		11 x12

<b>O S</b>			
<b>OS1: 1886-1887</b>			
No	Details	Wmk	Perforation
O9 8	 1d Scarlet Mint: Used:		10 x 10
O9 9	 2d Deep blue Mint: Used:		10 x 10
O100	2d Deep blue Mint: Used:		11 x 12





<b>O S</b>			
<b>OS1: 1887-1889</b>			
No	Details	Wmk	Perforation
O101	 10s Claret and mauve Mint: Used:		12 x 12

<b>O S</b>			
<b>OS1: 1888 – 17 July 1890</b>			
No	Details	Wmk	Perforation
O102	 1d Lilac		11 x 12





<b>O S</b>			
<b>OS1: 1888 – 17 July 1890</b>			
No	Details	Wmk	Perforation
	Mint: Used:		
O103	1d Lilac Mint: Used:		12 x 12
O104	1d Mauve Mint: Used:		11 x 12
O105	1d Mauve Mint: Used:		12 x 12
O106	 2d Prussian blue Mint: Used:		11 x 12
O107	2d Prussian blue Mint: Used:		12 x 12
O108	 4d Purple brown (10.10.1889) Mint: Used:		11 x 12
O109	4d Purple brown Mint: Used:		12 x 12
O110			11 x



O S			
OS1: 1888 – 17 July 1890			
No	Details	Wmk	Perforation
	4d Purple brown Mint: Used:		11
O111	4d red brown Mint: Used:		11 x 12
O112	4d red brown Mint: Used:		12 x 12
O113	 6d Carmine (16.1.1889) Mint: Used:		11 x 12
O114	6d Carmine Mint: Used:		12 x 12
O115	 8d Lilac rose (1890) Mint: Used:		11 x 12
O116	8d Lilac rose Mint: Used:		12 x 12
O117			11 x 12

O S			
OS1: 1888 – 17 July 1890			
No	Details	Wmk	Perforation
	1/- Maroon (9.1.1890) Mint: Used:		
O118	1/- Maroon Mint: Used:		12 x 12
O119	1/- Purple brown Mint: Used:		11 x 12
O120	1/- Purple brown Overprint double Mint: Used:		11 x 12
O121	1/- Purple brown Mint: Used:		12 x 12

O S			
OS1:1889			
No	Details	Wmk	Perforation
O122	 1d Mauve Mint: Used:		11 x 12
O123	 2d		11 x 12



O S			
OS1:1889			
No	Details	Wmk	Perforation
	Blue Mint: Used:		

O S			
OS1:1889			
No	Details	Wmk	Perforation
O124	 5/- Deep purple Mint: Used:		10 x 10
O125	 2/- Cobalt blue Mint: Used:		10 x 10

O S			
OS1:SPECIMEN			
No	Details	Wmk	Perforation
S1	 1d In collection:		10 x 10
S2	 2d In collection:		10 x 10
S3	4d In collection:		10 x 10
S4	6d In collection:		10 x 10
S5			10 x











OS OS1:SPECIMEN			
No	Details	Wmk	Perforation
	8d In collection:		10
S6	1s In collection:		10 x 10

OS OS1: 1890 – February 1891			
No	Details	Wmk	Perforation
O126	 5s Lilac Mint: Used:		10 x 10
O127	5/- Mauve Mint: Used:		10 x 10
O128	5/- Dull lilac Mint: Used:		12 x 12
O129	20/- Cobalt blue Mint: Used:		10 x 10

OS OS1:SPECIMEN			
No	Details	Wmk	Perforation
S7	5/- In collection:		10 x 10
S8	20/- In collection:		10 x 10



OS OS1: 1891 – January 1892			
--------------------------------	--	--	--

No	Details	Wmk	Perforation
O130	 2 ½ d Ultramarine Mint: Used:		11 x 12
O131	 ½ d on 1d Grey Mint: Used:		11 x 12
O132	 7 ½ d on 6d Brown Mint: Used:		10 x 10
O133	12 ½ d on 1/- Red & black Mint: Used:		11 x 12
O134	 ½ d Grey (5.1892) Mint: Used:		11 x 12
O135	½ d Grey Mint: Used:		10 x 10
O136	½ d Grey Mint: Used:		12 x 12

OS OS1: 1891 – January 1892			
No	Details	Wmk	Perforation
O137	½ d Grey Mint: Used:		12 x 11 ½


OS OS1:SPECIMEN			
No	Details	Wmk	Perforation
S9	2 ½ d In collection:		10 x 10
S10	½ d on 1d In collection:		10 x 10
S11	7 ½ d on 6d In collection:		10 x 10
S12	12 ½ d on 1s In collection:		10 x 10
S13	½ d In collection:		10 x 10

### Overprint Type OS2

OS OS2: April 1889			
No	Details	Wmk	Perforation
O	 10s Claret and mauve Mint: Used:		12 x 12
	10s Claret and		10 x 10

<b>O S</b>			
<b>OS2: April 1889</b>			
No	Details	Wmk	Perforation
	mauve Mint: Used:		



### Overprint Type OS3

<b>O S</b>			
<b>OS3: January 1887</b>			
No	Details	Wmk	Perforation
0	Similar to 10/-  1£ Claret and mauve Mint: Used:		12 x 10
	1£ Claret and mauve Overprint double Mint: Used:		12 x 10


The official stamps became obsolete on 31 December 1894. In August 1895, sets of 32 varieties of 'OS' overprinted stamps, together with some envelopes and postal cards, were placed on sale at the Sydney post office at £2 per set. These sets contained most of the varieties listed above and a few which are not known in the original issues. An obliteration consisting of the letter G.P.O. or N.S.W. in three concentric ovals was lightly applied to the centre of each block of four stamps. It is understood that the earlier stamps and many of the overprints were reprinted to make up these sets.

## Postage Due Stamps

**1891 – 1 January 1892**  
Engraved by A. Collingridge  
Print: Typography; Government  
Printing Office, Sydney  
Paper: ordinary



No	Details	Wmk	Perforation
PD1	½ d Green Mint: Used:		10 x 10
PD2	1 d Green Mint: Used:		10 x 10
PD3	1 d Green Mint: Used:		11 x 11
PD4	1d Green Mint: Used:		12 x 12
PD5	1d Green Mint: Used:		12 x 10
PD5	1d Green Mint: Used:		10 x 11
PD6	1d Green Mint: Used:		11 x 12
PD7	1d Green Mint: Used:		12 x 11
PD8	2d Green Mint: Used:		10 x 10
PD9			11 x


**1891 – 1 January 1892**  
Engraved by A. Collingridge  
Print: Typography; Government  
Printing Office, Sydney  
Paper: ordinary

No	Details	Wmk	Perforation
	2d Green Mint: Used:		11
PD10	2d Green Mint: Used:		12 x 12
PD11	2d Green Mint: Used:		12 x 10
PD12	2d Green Mint: Used:		10 x 11
PD13	2d Green Mint: Used:		11 x 12
PD14	2d Green Mint: Used:		12 x 11
PD15	3d Green Mint: Used:		10 x 10
PD16	3d Green Mint: Used:		10 x 11
PD17	 4d Green Mint: Used:		10 x 10

<b>1891 – 1 January 1892</b> Engraved by A. Collingridge Print: Typography; Government Printing Office, Sydney Paper: ordinary			
No	Details	Wmk	Perforation
PD18	4d Green Mint: Used:		11 x 11
PD19	4d Green Mint: Used:		10 x 11
PD20	6d Green Mint: Used:		10 x 10
PD21	8d Green Mint: Used:		10 x 10
PD22	5/- Green Mint: Used:		10 x 10
PD23	5/- Green Mint: Used:		11 x 11
PD24	5/- Green Mint: Used:		11 x 12
PD25	10/- Green (early 1891) Mint: Used:		10 x 10
PD26	10/- Green Mint: Used:		12 x 10

<b>1891 – 1 January 1892</b> Engraved by A. Collingridge Print: Typography; Government Printing Office, Sydney Paper: ordinary			
No	Details	Wmk	Perforation
PD27	20/- Green (early 1891) Mint: Used:		10 x 10
PD28	20/- Green Mint: Used:		12 x 12
PD29	20/- Green Mint: Used:		12 x 10

<b>1900</b> Engraved by A. Collingridge Print: Typography; Government Printing Office, Sydney Paper: <b>chalk surfaced</b>			
No	Details	Wmk	Perforation
PD30	½ d Emerald green Mint: Used:		11 x 11
PD31	1 d Emerald green Mint: Used:		11 x 11
PD32	1d Emerald green Mint: Used:		12 x 12
PD33	1d Emerald green Mint:		11 x 12

<b>1900</b> Engraved by A. Collingridge Print: Typography; Government Printing Office, Sydney Paper: <b>chalk surfaced</b>			
No	Details	Wmk	Perforation
	Used:		
PD34	1d Emerald green Mint: Used:		12 x 11
PD35	2d Emerald green Mint: Used:		11 x 11
PD36	2d Emerald green Mint: Used:		12 x 12
PD37	2d Emerald green Mint: Used:		11 x 12
PD38	2d Emerald green Mint: Used:		12 x 11
PD39	3d Emerald green Mint: Used:		11 x 12
PD40	3d Emerald green Mint: Used:		12 x 11
PD41			11 x 11

<b>1900</b>			
Engraved by A. Collingridge			
Print: Typography; Government			
Printing Office, Sydney			
Paper: <b>chalk surfaced</b>			
No	Details	Wmk	Perforation
	4d Emerald green Mint: Used:		

The six colonies, New South Wales, Queensland, South Australia, Tasmania, Victoria and Western Australia united to form the Commonwealth of Australia on 1 January 1901. On 1 March 1901 control of the postal services passed to the federal administration. The first national postage due stamps appeared in July 1902, but it was not until January 1913 that postage stamps inscribed 'AUSTRALIA' were issued.